



Maxx Cold Select Series | The Legacy Companies  
 3355 Enterprise Avenue, Suite 160, Fort Lauderdale, FL 33331  
 (954) 202-7419 • Fax (954) 202-7337 • (877) 600-8401  
 www.MaxximumFoodService.com • Info@MaxxColdFoodService.com

Project Name: \_\_\_\_\_  
 Location: \_\_\_\_\_  
 Item #: \_\_\_\_\_ Qty: \_\_\_\_\_  
 Model: \_\_\_\_\_

# REACH-IN FREEZERS (Select Series)

Model:  MXSF-23FD 1 Doors  MXSF-49FD 2 Doors

International Model:  
 Add -50 (220V/50Hz/1Ph)



MXSF-23FD  
1 Door



MXSF-49FD  
2 Door

Maxx Cold Select Series bottom mount reach-in freezers are built to last and operate efficiently for years. Temperature is digitally controlled and readily adjusted for ideal storage conditions, and easily viewed from the exterior of the cabinet. The stainless steel and aluminum construction ensures years of long life, easy to clean surfaces and maximum durability. Each appliance comes with a 6' long NEMA 5-15 cord set and includes a condensate evaporator for plug-and-play use.

## FEATURES

- CFC-free polyurethane foam insulation
- 3 heavy-duty, adjustable, PE coated wire shelves per section
- Door locks and 4" diameter swivel casters come standard (2 with brakes)
- Utilizes environmentally friendly CFC-free R404A refrigerant
- Automatic defrost system keeps the unit at peak operating condition
- Digitally controlled temperature system maintains optimum storage temperature and is easily changed when necessary.
- Self-closing doors
- LED display is easily viewed from exterior at a distance up to 15' away
- The MXSF-23FD model door is field-reversible using an available optional conversion kit

## TEMPERATURE

- Recommended holding temperature range: -10°F to 10°F (-23° to 12°C)
- Comes factory set to 5°F (-15°C)
- Open door alert, beeps when door has been open for 3 minutes
  - Alert can be set to custom time duration (30 seconds-3 minutes)
- Large evaporator and condenser for quick cooling and greater efficiency

## CONSTRUCTION


- Interior lighting controlled by an automatic on-off door switch
- Stainless Steel Exterior
- Painted Aluminum Interior
- Integral condensate evaporator eliminates need for a floor drain connection
- Self contained heavy-duty refrigeration system - forced air for even temperature regulation
- Easy to grip handles formed into the door
- Heavy-duty hinges that open to 180°
- Heavy-duty corrosion-resistant shelves and adjustable mounting clips
- NEMA 5-15 6' long cord set is standard

## REFRIGERANT

- Environmentally-friendly R-404A

## ELECTRIC

110/60Hz/1 Ph (NEMA 5-15)  
 Cord set includes plug & 6' (3m) cord



NEMA 5-15P



## Maxx Cold Select Series WARRANTY (USA / CANADA)

One (1) year parts  
 One (1) year on-site labor  
 Four additional (4) years compressor (part only)  
 Administered by The Legacy Companies, 877.368.2797  
 24/7 tech support provided

Due to periodic changes in designs, methods, procedures, policies and regulations, the specifications contained in this sheet are subject to change without notice. While we exercise good faith efforts to provide information that is accurate, we are not responsible for errors or omissions in information provided or conclusions reached as a result of using the specifications. By using the information provided, the user assumes all risks in connection with such use.

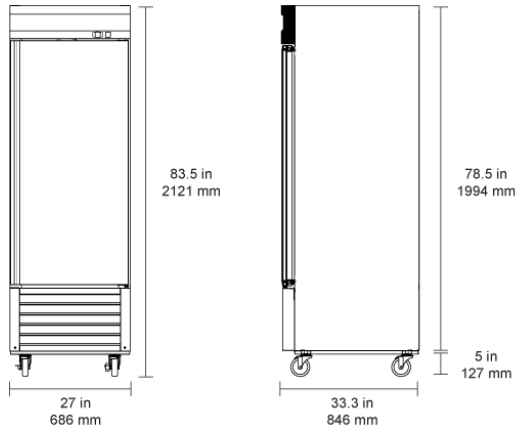
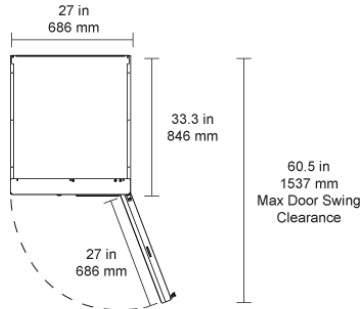
The built in performance enhancing functions ensure that given proper attention and preventative maintenance, each Maxx Product will deliver years of trouble free, reliable, low maintenance, efficient operation.



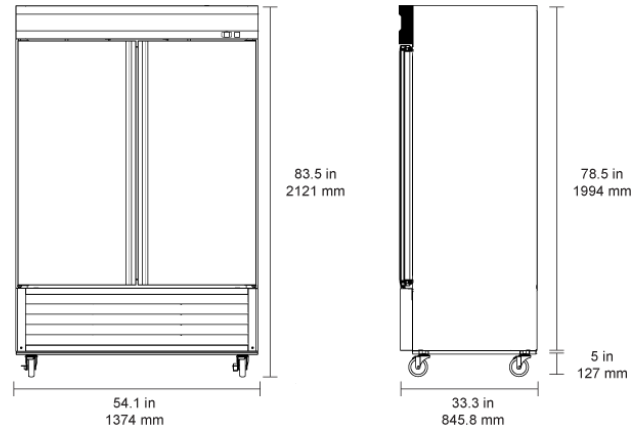
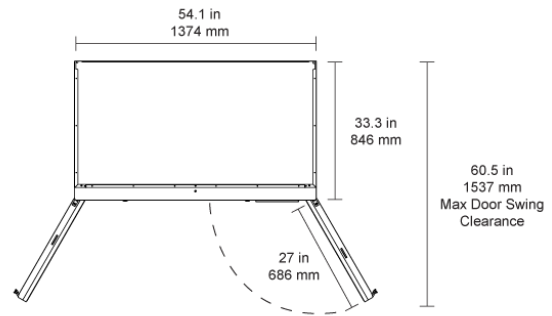
Maxx Cold Select Series | The Legacy Companies  
 3355 Enterprise Avenue, Suite 160, Fort Lauderdale, FL 33331  
 (954) 202-7419 • Fax (954) 202-7337 • (877) 600-8401  
 www.MaxximumFoodService.com • Info@MaxxColdFoodService.com

## REACH-IN FREEZERS (Select Series)

MXSF-23FD



MXSF-49FD



The overall height of the unit may be reduced by over 2" with an optional shorter caster set of 4 heavy duty casters (2 come with brakes).

	MXSF-23FD	MXSF-49FD
<b>In: External Dimensions W x D x H</b>	27 x 33.3 x 83.5	54.1 x 33.3 x 83.5
<b>mm: External Dimensions W x D x H</b>	686 x 846 x 2121	1374 x 846 x 2121
<b>Nominal Capacity</b>	23 Cu Ft / 652 L	49 Cu Ft / 1388 L
<b>Actual Storage Capacity</b>	19.3 Cu Ft / 547 L	42.9 Cu Ft / 1215 L
<b>Doors (Self Closing)</b>	1	2
<b>Shelves</b>	3	6
<b>Unit Weight</b>	280 lbs / 127 kg	470 lbs / 213 kg
<b>Watt Rating</b>	320 W	520 W
<b>Average Amp Draw</b>	1.5	3.7
<b>Refrigerant</b>	R-404A	R-404A
<b>Temperature Range</b>	-10° - 10° F (-23° - 12° C)	-10° - 10° F (-23° - 12° C)

Due to periodic changes in designs, methods, procedures, policies and regulations, the specifications contained in this sheet are subject to change without notice. While we exercise good faith efforts to provide information that is accurate, we are not responsible for errors or omissions in information provided or conclusions reached as a result of using the specifications. By using the information provided, the user assumes all risks in connection with such use.