

KOLD-DRAFT

Ice Machines • bins • crushers • dispensers

AKD125 – ICE CUBE DISPENSER




SHOWN WITH GT360
SERIES ICE MACHINE

ON DEMAND

Fill 'em up. Where on-demand ice is needed, the KOLD-DRAFT AKD125 Automatic Ice Cube is the solution. Ideal for hospitals, training facilities, clinics, nursing homes, hotels, resorts, and schools, the AKD125 features one-hand, pushbutton dispensing for ease of operation when filling containers and ice buckets.

The auger feed mechanism prevents the waste, spillage, and splashing problems caused by gravity dump machines. When demand for ice is low, an optional thermostatically controlled ice agitator keeps the ice in the bin in small dispensable pieces. Like all KOLD-DRAFT equipment, the AKD125 features corrosion-resistant stainless steel exterior and frame.

KOLD-DRAFT ice machines feature a unique "upside-down" horizontal evaporator and water plate assembly. As water is sprayed upward into the evaporator cells, the pure water freezes first while particulates and air are forced out and dumped at the end of each cycle. This leaves only perfect crystal-clear cubes, nearly as pure as distilled water. Maintenance is easy, and the AKD125 is armed with our 3-year "bumper-to-bumper" warranty on all parts and labor.



STILL THE ONLY CUBE OF ITS KIND.



IT'S NICE TO BE NOTICED™

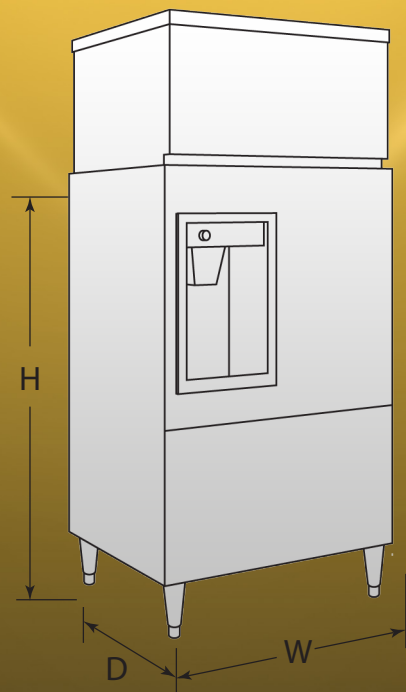
KOLD-DRAFT®

Ice Machines • bins • crushers • dispensers

AKD125 – ICE CUBE DISPENSER

ON DEMAND

Where on-demand ice needed, the KOLD-DRAFT AKD125 Automatic Ice Cube is the solution. The AKD125 features one-hand, pushbutton dispensing for ease of operation when filling containers and ice buckets.



Plumbing:

Two 3/4" I.D. flex tubing or drains.
Bin drain is isolated for sanitation.

Exterior Finish:

300 Series stainless steel.

Interior Finish:

Rotationally molded polyethylene.

Motor:

PSC type with automatic thermal overload.

Insulation:

Polyurethane foam

Clearance Requirements:

Allow 4" left side, 4" right side and back, and 1" top for ventilation and utility connections.

Loading:

Installation must include KOLD-DRAFT Classic GT Series Ice Cuber.

Mechanism:

Motor-driven auger.

Spout:

Universally sized for glass filling and bucket filling.

Operation:

Dispensing is continuous when push-button is held.

Dimensions/Weight

Description	Dimensions / inches (cm)			Ship Weight
	W	D	H	
AKD125	30.125" (76.5cm)	25.25" (64.1cm)	44.5" (113cm)	169lb (77kg)


General Specifications for AKD125 Dispenser

Model Number	Rated Storage Capacity	Voltage Characteristics	Number of Wires Plus Ground	FLA	HP
AKD125	125lb (56.7kg)	115-60-1	2	1.9	1/12

Clearance Requirements:

Allow clearance at back for connections. See Ice Maker specifications for ventilation clearance requirements.

We reserve the right to make product improvements at any time. Specifications and design are subject to change without notice.



IT'S NICE TO BE NOTICED™