

KOLD-DRAFT

ice machines • bins • crushers • dispensers

Project Name:

Location:

Item:

Qty:

Model:

KDIM75

Ice Maker - Self Contained



FEATURE LIST

Model:

KDIM75

Description:

Self-Contained Ice Maker

Voltage:

120V/60Hz/1Ph, 220V/50Hz/1Ph

Amps:

11.4

Ice Type:

Individual Bullet

Ice Cube Size:

1 1/2" x 1 1/4" x 1"
38mm x 32mm x 25mm

Power Consumption:

12.0kWh / 100lbs of ice

Unit Weight:

93 lb / 42 kg

Unit Dimensions:

16.7" W x 21" D x 32.7" H
424mm W x 534mm D x 830mm H

Shipping Weight:

104 lb / 47 kg

Shipping Dimensions:

23" W x 19" D x 36" H
584mm W x 483mm D x 914mm H



The KDIM75 produces up to 75 pounds of ice per day and includes a self-contained 25 pound storage bin. Stainless steel construction provides durability to a unit that is low-maintenance and easy to clean. The unit produces crystal clear bullet shaped ice cubes that work great for applications in homes, restaurants, bars, hotels, grocery stores, and more. Suitable for freestanding or built in applications, this unit will run on standard household electrical current and is NSF and UL approved for commercial use.

Kold-Draft continuing commitment to quality products may mean a change in specification or pricing without notice.

KOLD-DRAFT

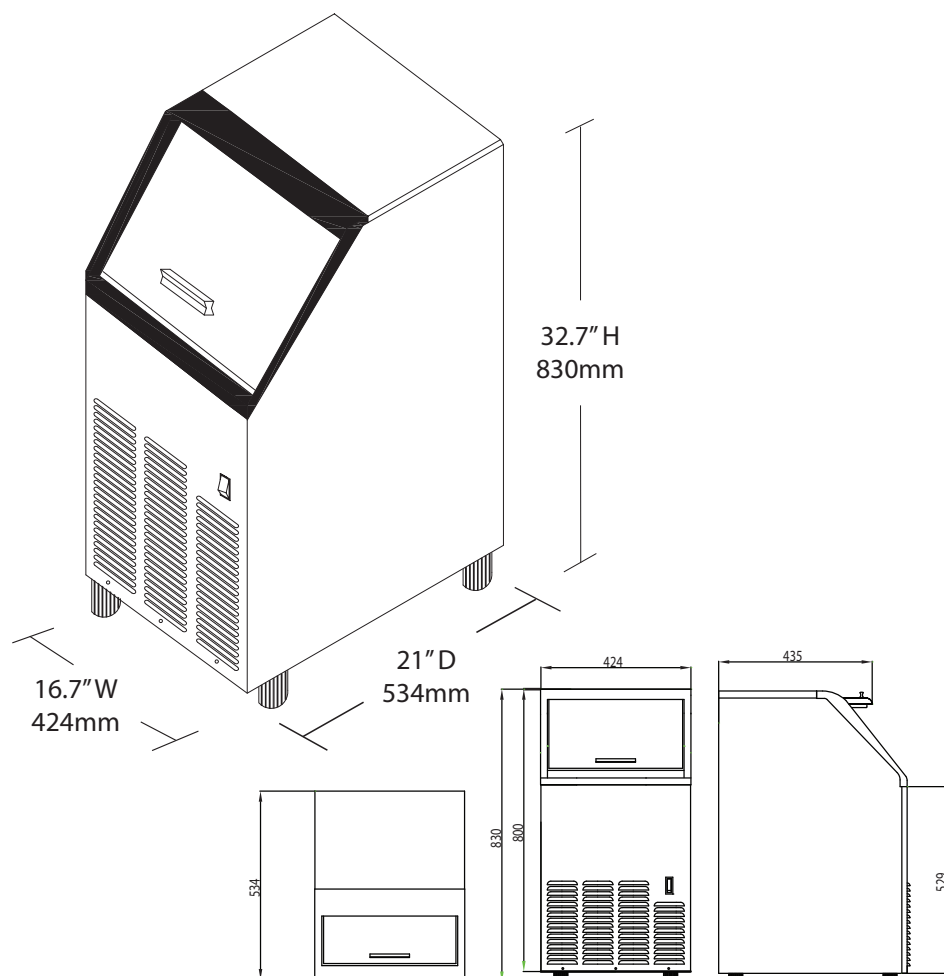
1525 East Lake Road, Earle, PA 16511

Tel: 800.840.9577 www.kold-draft.com

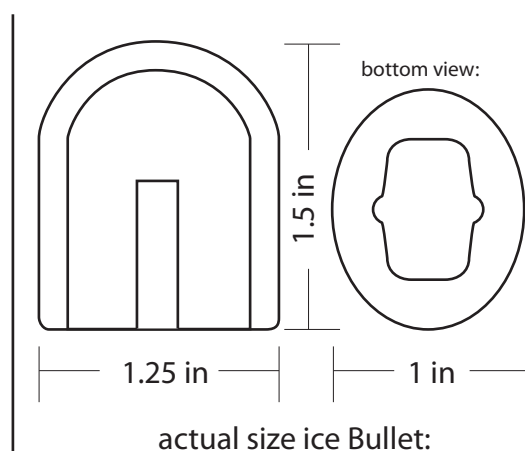
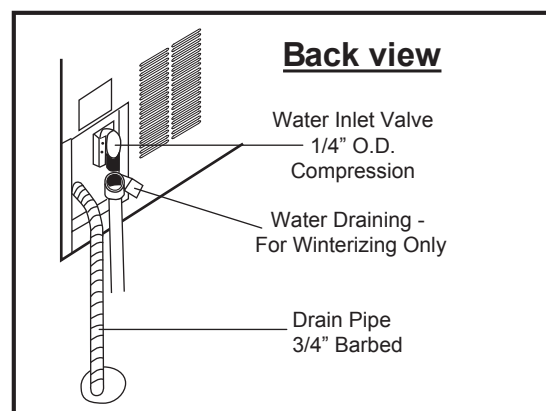
KOLD-DRAFT

ice machines • bins • crushers • dispensers

PLAN VIEW



Ice Maker - Self Contained



- Up to 75 lb (34 kg) daily ice production (based on 50/70° F)
- Produces crystal clear bullet shaped ice cubes
- Stainless steel exterior
- 25lb storage bin with automatic overflow prevention
- Foamed in place insulation
- Air-cooled condenser
- Designed for household or commercial use
- For freestanding or built-in applications
- Requires use of a drain. Water filter recommended.



KOLD-DRAFT

1525 East Lake Road, Erie, PA 16511
Tel: 800.840.9577 www.kold-draft.com