

KOLD-DRAFT

ice machines • bins • crushers • dispensers

Project Name:

Location:

Item:

Qty:

Model:

KDIM452

Indoor/Outdoor Refrigeration



Model KDIM452

(Shown on bin, model KDIB400, which is not included.)

Model KDIB400 dimensions: 30" W x 31 1/2" D x 40" H

762mm W x 800mm D x 1016mm H

FEATURE LIST

Model:

KDIM452

Description:

Modular Ice Maker

Voltage:

120V/60Hz/1Ph, 220V/50Hz/1Ph

Amps:

15.3

Ice Type:

Slab Cube

Ice Cube Size:

$\frac{3}{4}$ " x $\frac{3}{4}$ " x 1"
19mm x 19mm x 25mm

Unit Weight:

130 lb / 59 kg

Unit Dimensions:

30" W x 24" D x 21" H
762mm W x 610mm D x 533mm H

Shipping Weight:

148 lb / 67 kg

Shipping Dimensions:

32" W x 26" D x 22" H
813mm W x 660mm D x 559mm H



The KDIM452 is an extremely reliable and efficient commercial ice maker that produces up to 460 pounds of ice per day. Stainless steel construction provides durability to a unit that is low-maintenance and easy to clean. The unit produces crystal clear ice cubes that work great for applications in restaurants, bars, hotels, grocery stores, and more. Stackable with optional kit. This model is NSF and UL approved for commercial use.

Kold-Draft continuing commitment to quality products may mean a change in specification or pricing without notice.

KOLD-DRAFT

1525 East Lake Road, Erie, PA 16511

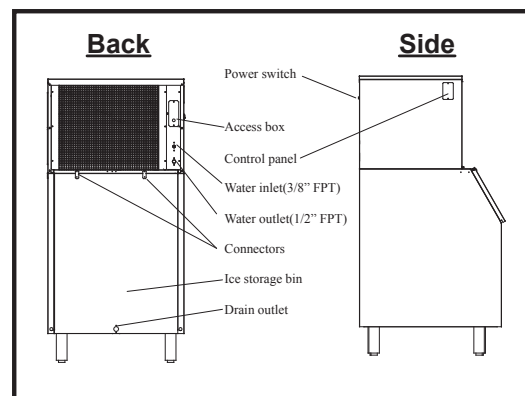
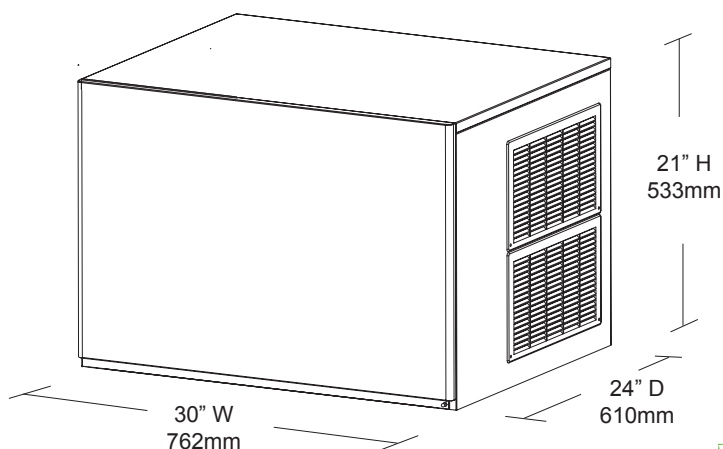
Tel: 800.840.9577 www.kold-draft.com

KOLD-DRAFT



ice machines • bins • crushers • dispensers

PLAN VIEW

Indoor/Outdoor Refrigeration



Specifications

	Model	Ice Shape 	Ice Production 24 Hours		Power Usage kWh/100 lbs. @90°F Air/70°F 1 Ph 7.1 kwh/100 lbs.	Water Usage/ 100 lbs. 45.4 kgs. of Ice Potable Water 16 Gal. 60.6 L
			70°F Air/ 50°F Water	90°F Air/ 70°F Water		
			460 lbs. 206 kgs.	368 lbs. 164 kgs.		
AIR-COOLED	MIM452	dice 				

- Up to 460 lb (209 kg) daily ice production (based on 50/70° F)
- Produces crystal clear slab ice cubes
- Stainless steel exterior
- Advanced electronic controls
- Easy to use automatic cleaning setting
- Air-cooled condenser
- Stackable with optional kit
- Designed for commercial use
- Easily mounted on ice bins (ice bin not included)
- Requires use of a drain. Water filter recommended.



KOLD-DRAFT

1525 East Lake Road, Erie, PA 16511
Tel: 800.840.9577 www.kold-draft.com