

# KOLD-DRAFT

ice machines • bins • crushers • dispensers

Project Name:

Location:

Item:

Qty:

Model:

KDIM130

Ice Maker - Self Contained



Model KDIM130



## FEATURE LIST

Model:	KDIM130
Description:	Self-Contained Ice Maker
Voltage:	120V/60Hz/1Ph, 220V/50Hz/1Ph
Amps:	11.8
Ice Type:	Individual Bullet
Ice Cube Size:	1 1/2" x 1 1/4" x 1" 38mm x 32mm x 25mm
Power Consumption:	8.6kWh / 100lbs of ice
Unit Weight:	110 lb / 50 kg
Unit Dimensions:	22" W x 21" D x 32.7 H 558mm W x 534mm D x 830mm H
Shipping Weight:	121 lb / 55 kg
Shipping Dimensions:	24" W x 23" D x 36" H 610mm W x 584mm D x 914mm H

The KDIM130 produces up to 135 pounds of ice per day and includes a self-contained 35 pound storage bin. Stainless steel construction provides durability to a unit that is low-maintenance and easy to clean. The unit produces crystal clear bullet shaped ice cubes that work great for applications in homes, restaurants, bars, hotels, grocery stores, and more. Suitable for freestanding or built in applications, this unit will run on standard household electrical current and is NSF and UL approved for commercial use.

Kold-Draft continuing commitment to quality products may mean a change in specification or pricing without notice.

## KOLD-DRAFT

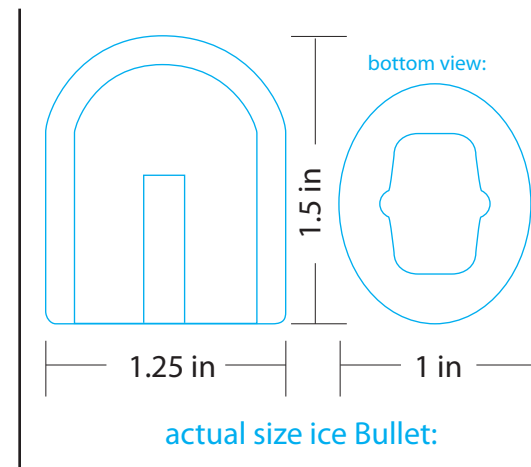
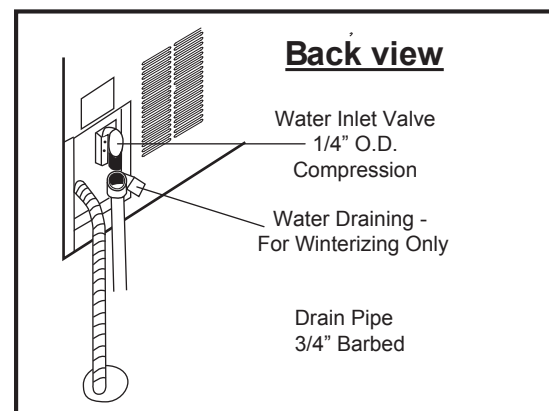
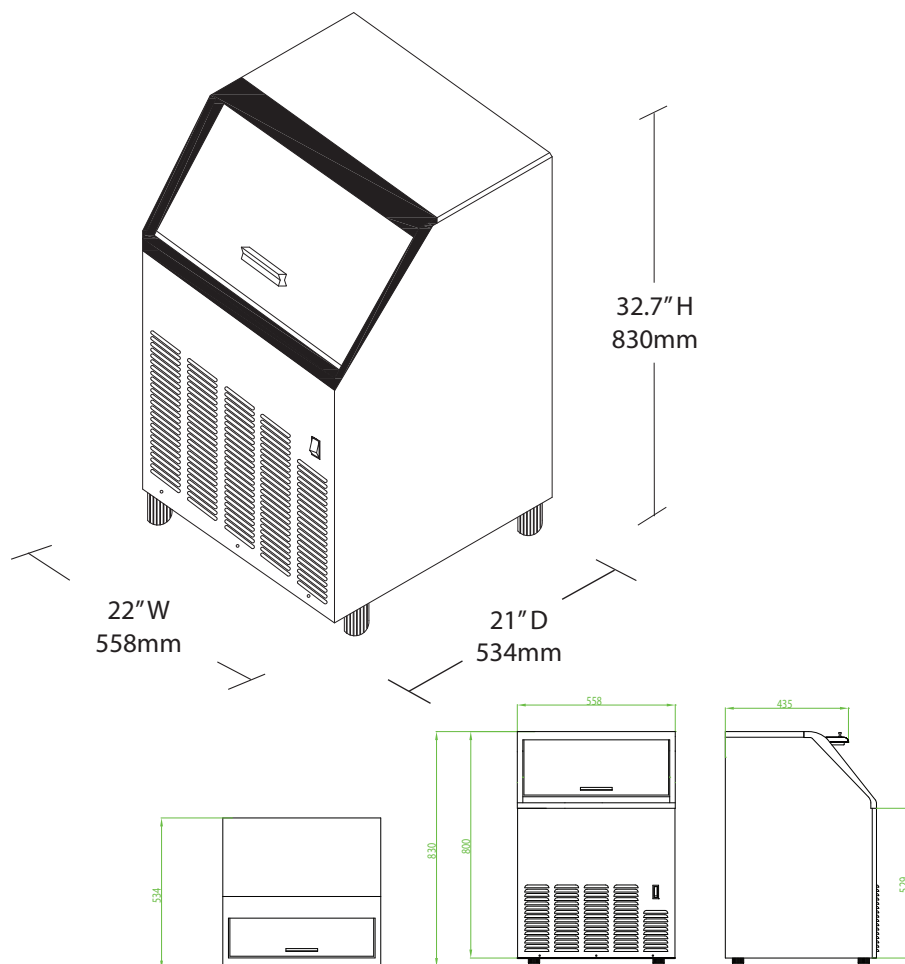
1525 East Lake Road, Earle, PA 16511  
Tel: 800.840.9577 [www.kold-draft.com](http://www.kold-draft.com)

# KOLD-DRAFT

ice machines • bins • crushers • dispensers

## PLAN VIEW

## Ice Maker - Self Contained



- Up to 135 lb (61 kg) daily ice production (based on 50/70° F)
- Produces crystal clear bullet shaped ice cubes
- Stainless steel exterior
- 35lb storage bin with automatic overflow prevention
- Foamed in place insulation
- Air-cooled condenser
- Designed for household or commercial use
- For freestanding or built-in applications
- Requires use of a drain. Water filter recommended.



## KOLD-DRAFT

1525 East Lake Road, Erie, PA 16511  
Tel: 800.840.9577 [www.kold-draft.com](http://www.kold-draft.com)